

# **Point Lisas Industrial Port Development Corporation Limited**

Condensed Consolidated Interim Financial Information

31 March 2024

*(Expressed in Thousands of Trinidad and Tobago Dollars)*

Office copy to be signed and returned to  
PricewaterhouseCoopers

OFFICE COPY

CLIENT: HC: (6)

SC:

OFFICE: SC: (1)

# Point Lisas Industrial Port Development Corporation Limited

---

<b>Contents</b>	<b>Page</b>
Statement of Management's Responsibilities	1
Report on review of interim financial information	2
Condensed Consolidated Interim Statement of Financial Position	3
Condensed Consolidated Interim Statement of Profit or Loss and Other Comprehensive Income	4
Condensed Consolidated Interim Statement of Changes in Equity	5
Condensed Consolidated Interim Statement of Cash Flows	6
Notes to the Condensed Consolidated Interim Financial Information	7 – 16

# Point Lisas Industrial Port Development Corporation Limited

## Statement of Management's Responsibilities

---


Management is responsible for the following:


- Preparing and fairly presenting the accompanying condensed consolidated interim financial information of Point Lisas Industrial Port Development Corporation Limited and its subsidiary (the 'Group'), which comprises the condensed consolidated interim statement of financial position as at 31 March 2024, the condensed consolidated interim statements of profit or loss and other comprehensive income, changes in equity and cash flows for the three-month period then ended, and material accounting policies and other explanatory information;
- Ensuring that the Group keeps proper accounting records;
- Selecting appropriate accounting policies and applying them in a consistent manner;
- Implementing, monitoring and evaluating the system of internal control that assures security of the Group's assets, detection/prevention of fraud, and the achievement of Group operational efficiencies;
- Ensuring that the system of internal control operated effectively during the reporting period;
- Producing reliable financial reporting that comply with laws and regulations, including the Companies Act; and
- Using reasonable and prudent judgement in the determination of estimates.

In preparing this condensed consolidated interim financial information, management utilised International Accounting Standard 34, 'Interim Financial Reporting', as issued by the International Accounting Standards Board and adopted by the Institute of Chartered Accountants of Trinidad and Tobago. Where IFRS Accounting Standards presented alternative accounting treatments, management chose those considered most appropriate in the circumstances.

Nothing has come to the attention of management to indicate that the Group will not remain a going concern for the next twelve months from the reporting date; or up to the date the accompanying condensed consolidated interim financial information have been authorised for issue, if later.

Management affirms that it has carried out its responsibilities as outlined above.

  
\_\_\_\_\_  
President  
2 May 2024

  
\_\_\_\_\_  
Vice President – Business Services  
2 May 2024



## Report on review of interim financial information

To the Shareholders of  
Point Lisas Industrial Port Development Corporation Limited

### Introduction

We have reviewed the accompanying condensed consolidated interim statement of financial position of Point Lisas Industrial Port Development Corporation Limited and its subsidiary (the 'Group') as of 31 March 2024 and the related condensed consolidated interim statements of profit or loss and other comprehensive income, changes in equity and cash flows for the three-month period then ended and notes, comprising a summary of significant accounting policies and other explanatory notes. Management is responsible for the preparation and presentation of this condensed consolidated interim financial information in accordance with International Accounting Standard 34, 'Interim Financial Reporting'. Our responsibility is to express a conclusion on this condensed consolidated interim financial information based on our review.

### Scope of review

We conducted our review in accordance with International Standard on Review Engagements 2410, 'Review of interim financial information performed by the independent auditor of the entity'. A review of interim financial information consists of making inquiries, primarily of persons responsible for financial and accounting matters, and applying analytical and other review procedures. A review is substantially less in scope than an audit conducted in accordance with International Standards on Auditing and consequently does not enable us to obtain assurance that we would become aware of all significant matters that might be identified in an audit. Accordingly, we do not express an audit opinion.

### Conclusion

Based on our review, nothing has come to our attention that causes us to believe that the accompanying condensed consolidated interim financial information is not prepared, in all material respects, in accordance with International Accounting Standard 34, 'Interim Financial Reporting'.

*PricewaterhouseCoopers*

San Fernando  
Trinidad, West Indies  
2 May 2024

# Point Lisas Industrial Port Development Corporation Limited


## Condensed Consolidated Interim Statement of Financial Position


(Expressed in Thousands of Trinidad and Tobago Dollars)

	Notes	31 March		31 December
		2024	2023	2023
		\$	\$	\$
<b>Assets</b>				
<i>Non-current assets</i>				
Property, plant and equipment	5	750,773	756,476	755,853
Investment properties	6	2,321,485	2,272,890	2,286,680
Right of use asset		2,088	3,759	2,506
Deferred income tax assets		17,446	17,055	16,399
Financial assets at amortised cost		--	897	--
Financial assets at fair value through other comprehensive income		1,397	1,660	1,470
		<u>3,093,189</u>	<u>3,052,737</u>	<u>3,062,908</u>
<i>Current assets</i>		<u>244,099</u>	<u>249,100</u>	<u>230,966</u>
<b>Total assets</b>		<u><u>3,337,288</u></u>	<u><u>3,301,837</u></u>	<u><u>3,293,874</u></u>
<b>Equity and liabilities</b>				
<i>Equity attributable to owners of the parent</i>				
Stated capital		139,968	139,968	139,968
Treasury shares		(32)	(32)	(32)
Investment revaluation reserve		459	722	532
Revaluation reserves		274,570	276,648	275,238
Retained earnings		<u>2,555,910</u>	<u>2,497,094</u>	<u>2,518,101</u>
		<u>2,970,875</u>	<u>2,914,400</u>	<u>2,933,807</u>
<i>Non-current liabilities</i>				
Long and medium-term liabilities	8	2,606	84,674	2,722
Lease liabilities		544	2,182	962
Retirement benefit obligation	7 a.	14,375	11,951	14,514
Casual employee retirement benefit obligation	7 b.	39,912	39,320	38,777
Deferred income tax liabilities		103,785	104,997	103,437
Deferred lease rental income		<u>52,875</u>	<u>53,837</u>	<u>53,112</u>
		<u>214,097</u>	<u>296,961</u>	<u>213,524</u>
<i>Current liabilities</i>		<u>152,316</u>	<u>90,476</u>	<u>146,543</u>
<b>Total liabilities</b>		<u>366,413</u>	<u>387,437</u>	<u>360,067</u>
<b>Total equity and liabilities</b>		<u><u>3,337,288</u></u>	<u><u>3,301,837</u></u>	<u><u>3,293,874</u></u>

The notes on pages 7 to 16 are an integral part of this condensed consolidated interim financial information.

On 2 May 2024, the Board of Directors of Point Lisas Industrial Port Development Corporation Limited authorised this condensed consolidated interim financial information for issue.

 Director

 Director

# Point Lisas Industrial Port Development Corporation Limited

## Condensed Consolidated Interim Statement of Profit or Loss and Other Comprehensive Income

(Expressed in Thousands of Trinidad and Tobago Dollars)

	Note	Three months ended 31 March	
		2024 \$	2023 \$
Revenue		89,366	86,401
Cost of providing services		<u>(26,819)</u>	<u>(26,588)</u>
<b>Gross profit</b>		62,547	59,813
Unrealised fair value gains on investment properties	6	34,805	29,185
Administrative expenses		(31,283)	(28,370)
Other operating expenses		(21,486)	(24,136)
Other income		<u>95</u>	<u>927</u>
<b>Operating profit</b>		44,678	37,419
Investment income		304	250
Finance costs		<u>(965)</u>	<u>(1,198)</u>
<b>Profit before taxation</b>		44,017	36,471
Income tax expense		<u>(3,414)</u>	<u>(2,986)</u>
<b>Profit for the period</b>		40,603	33,485
<b>Other comprehensive income</b>			
<b>Items that may be subsequently reclassified to profit or loss</b>			
Change in the fair value of equity investments at fair value through other comprehensive income		(73)	(111)
Reversal of gains on revaluation of land, buildings and own site improvements		--	(92)
Deferred tax on accelerated tax depreciation – property, plant and equipment revalued and site improvements		<u>501</u>	<u>501</u>
<b>Total comprehensive income for the period</b>		<u>41,031</u>	<u>33,783</u>
<b>Earnings per share</b>			
Basic earnings per share	10	<u>103¢</u>	<u>85¢</u>
Diluted earnings per share	10	<u>102¢</u>	<u>85¢</u>

The notes on pages 7 to 16 are an integral part of this condensed consolidated interim financial information.



# Point Lisas Industrial Port Development Corporation Limited

## Condensed Consolidated Interim Statement of Changes in Equity

(Expressed in Thousands of Trinidad and Tobago Dollars)

	Note	Stated capital \$	Revaluation reserves \$	Investment revaluation reserve \$	Treasury shares \$	Retained earnings \$	Shareholders' equity \$
<b>Three months ended 31 March 2024</b>							
<b>Balance as at 1 January 2024</b>		139,968	275,238	532	(32)	2,518,101	2,933,807
<u>Comprehensive income</u>							
- Profit for the period		--	--	--	--	40,603	40,603
<u>Other comprehensive income</u>							
- Transfer of revaluation reserve to retained earnings, net of tax		--	(1,169)	--	--	1,169	--
- Change in the fair value of equity investments at fair value through other comprehensive income		--	--	(73)	--	--	(73)
- Deferred tax on accelerated tax depreciation-property, plant and equipment revalued and site improvements		--	501	--	--	--	501
<u>Transactions with owners</u>							
- Dividends	14	--	--	--	--	(3,963)	(3,963)
<b>Balance as at 31 March 2024</b>		<u>139,968</u>	<u>274,570</u>	<u>459</u>	<u>(32)</u>	<u>2,555,910</u>	<u>2,970,875</u>
<b>Three months ended 31 March 2023</b>							
<b>Balance as at 1 January 2023</b>		139,968	277,408	833	(32)	2,469,176	2,887,353
<u>Comprehensive income</u>							
- Profit for the period		--	--	--	--	33,485	33,485
<u>Other comprehensive income</u>							
- Transfer of revaluation reserve to retained earnings, net of tax		--	(1,169)	--	--	1,169	--
- Change in the fair value of equity investments at fair value through other comprehensive income		--	--	(111)	--	--	(111)
- Reversal of gains on revaluation of land, buildings and own site improvements		--	(92)	--	--	--	(92)
- Deferred tax on accelerated tax depreciation-property, plant and equipment revalued and site improvements		--	501	--	--	--	501
<u>Transactions with owners</u>							
- Dividends	14	--	--	--	--	(6,736)	(6,736)
<b>Balance as at 31 March 2023</b>		<u>139,968</u>	<u>276,648</u>	<u>722</u>	<u>(32)</u>	<u>2,497,094</u>	<u>2,914,400</u>

The notes on pages 7 to 16 are an integral part of this condensed consolidated interim financial information.

# Point Lisas Industrial Port Development Corporation Limited

## Condensed Consolidated Interim Statement of Cash Flows

(Expressed in Thousands of Trinidad and Tobago Dollars)

	Three months ended 31 March	
	2024 \$	2023 \$
<b>Cash flows from operating activities</b>		
Cash generated from operations	6,526	6,041
Income tax paid	<u>(1,140)</u>	<u>(1,627)</u>
<b>Net cash generated from operating activities</b>	<u>5,386</u>	<u>4,414</u>
<b>Cash flows from investing activities</b>		
Additions to property, plant and equipment	(996)	(2,955)
Interest received	<u>304</u>	<u>250</u>
<b>Net cash used in investing activities</b>	<u>(692)</u>	<u>(2,705)</u>
<b>Cash flows from financing activities</b>		
Repayment of long and medium-term liabilities	(120)	(75)
Proceeds from long and medium-term liabilities	--	435
Principal elements of lease payments	<u>(418)</u>	<u>(1,381)</u>
<b>Net cash used in financing activities</b>	<u>(538)</u>	<u>(1,021)</u>
<b>Net increase in cash and cash equivalents</b>	4,156	688
<b>Cash and cash equivalents, beginning of period</b>	141,234	163,056
Effects of exchange rate changes on cash and cash equivalents	<u>115</u>	<u>185</u>
<b>Cash and cash equivalents, end of period</b>	<u>145,505</u>	<u>163,929</u>
<b>Cash and cash equivalents</b>		
Cash at bank and on hand	84,986	96,174
Bank overdraft	(7,954)	--
Short-term deposits	<u>68,473</u>	<u>67,755</u>
	<u>145,505</u>	<u>163,929</u>

The notes on pages 7 to 16 are an integral part of this condensed consolidated interim financial information.



# Point Lisas Industrial Port Development Corporation Limited

## Notes to the Condensed Consolidated Interim Financial Information 31 March 2024

(Expressed in Thousands of Trinidad and Tobago Dollars)

---

### 1 General information

Point Lisas Industrial Port Development Corporation Limited ("the Corporation" or "the Group") was incorporated on 16 September 1966 under the laws of the Republic of Trinidad and Tobago and has a primary listing on the Trinidad and Tobago Stock Exchange. Its registered office is located at PLIPDECO House, Orinoco Drive, Point Lisas Industrial Estate, Point Lisas, Couva, Trinidad, West Indies. The Corporation Sole (Government of the Republic of Trinidad and Tobago) is owner of 51% of the issued share capital.

Point Lisas Terminals Limited, a wholly owned subsidiary, was incorporated in the Republic of Trinidad and Tobago in 1981 and is involved in the supply of labour to the parent company for its cargo handling operations at the port.

This condensed consolidated interim financial information was approved for issue by the Board of Directors on 2 May 2024.

This condensed consolidated interim financial information was reviewed, not audited.

### 2 Accounting policies

#### a. *Basis of preparation*

This condensed consolidated interim financial information for the three-month period ended 31 March 2024 has been prepared in accordance with International Accounting Standard 34, 'Interim Financial Reporting'.

The interim report does not include all the notes of the type normally included in an annual financial report. Accordingly, this condensed consolidated interim financial information should be read in conjunction with the annual financial statements for the year ended 31 December 2023, which have been prepared in accordance with IFRS Accounting Standards.

The accounting policies adopted are consistent with those of the previous financial year and corresponding interim reporting period, except for the adoption of new and amended standards as set out below.

#### (i) *Historical cost convention*

This condensed consolidated interim financial information have been prepared on a historical cost basis, except for the following:

- the revaluation of land, buildings and own site improvements – measured at fair value,
- investment properties – measured at fair value,
- financial assets at fair value through other comprehensive income – measured at fair value, and
- defined benefit pension plans – plan assets measured at fair value.

#### (ii) *New standards, amendments and interpretations adopted by the Group*

A number of new or amended standards became applicable for the current reporting period. The Group did not have to change its accounting policies or make retrospective adjustments as a result of adopting these standards.

#### (iii) *New standards, amendments and interpretations not yet adopted by the Group*

There are no standards that are not yet effective and that would be expected to have a material impact on the entity in the current or future reporting periods and on foreseeable future transactions.

# Point Lisas Industrial Port Development Corporation Limited

## Notes to the Condensed Consolidated Interim Financial Information (continued) 31 March 2024

(Expressed in Thousands of Trinidad and Tobago Dollars)

---

### 3 Estimates

The preparation of condensed consolidated interim financial information requires management to make judgments, estimates and assumptions that affect the application of accounting policies and the reported amounts of assets and liabilities, income and expense. Actual results may differ from these estimates.

In preparing this condensed consolidated interim financial information, the significant judgments made by management in applying the Group's accounting policies and the key sources of estimation uncertainty were the same as those that applied to the consolidated financial statements for the year ended 31 December 2023.

The areas involving significant estimates or judgments are:

- Estimation of fair values of land and buildings and investment properties – Notes 5 and 6
- Estimation of retirement benefit pension obligation – Note 7 a.
- Estimation of casual employee retirement benefit – Note 7 b.
- Estimation of forward looking assumptions under IFRS 9
- Estimates in the assessment of impairment of property, plant and equipment.

Estimates and judgments are continually evaluated. They are based on historical experience and other factors, including expectations of future events that may have a financial impact on the entity and that are believed to be reasonable under the circumstances.

#### *Impairment assessment of non-financial assets of the Group*

Estimates are required in determining the recoverable amount of assets to assess whether an impairment exists. The recoverable amount of an asset or a cash-generating unit is the higher of its fair value less costs of disposal and its value in use. An asset is impaired when its carrying amount exceeds its recoverable amount. IAS 36 'Impairment of non-financial assets' describes some indicators that an impairment loss may have occurred. If any of those indicators are present, the Group will make a formal estimate of recoverable amount. At the statement of financial position date, the market capitalisation of the Group was significantly less than the net assets of the Group. As such, management determined that an impairment assessment was required to determine if the net assets of the Group were impaired. The results of the assessment as at 31 December 2023 are applicable as at the period end and there is no impairment.

### 4 Financial risk management and financial instruments

#### a. *Financial risk factors*

The Group's activities expose it to a variety of financial risks: market risk (including currency risk, fair value interest rate risk, cash flow interest rate risk and price risk), credit risk and liquidity risk.

The condensed consolidated interim financial information do not include all financial risk management information and disclosures required in the annual financial statements; they should be read in conjunction with the Group's annual financial statements as at 31 December 2023. There have been no changes in any risk management policies since the year end.

#### b. *Liquidity risk*

Compared to year end, there was no material change in the contractual undiscounted cash outflows for financial liabilities.

#### c. *Fair value estimation*

To provide an indication about the reliability of the inputs used in determining fair value, the Group classifies its financial instruments into the three levels prescribed under the accounting standards. An explanation of each level follows.

# Point Lisas Industrial Port Development Corporation Limited

## Notes to the Condensed Consolidated Interim Financial Information (continued) 31 March 2024

(Expressed in Thousands of Trinidad and Tobago Dollars)

### 4 Financial risk management and financial instruments (continued)

#### c. Fair value estimation (continued)

The following shows the Group's financial assets measured and recognised at fair value at 31 March 2024, 31 March 2023 and 31 December 2023 on a recurring basis.

	Level 1 \$	Level 2 \$	Level 3 \$
<b>As at 31 March 2024</b>			
Financial assets at fair value through other comprehensive income	1,397	--	--
<b>As at 31 March 2023</b>			
Financial assets at fair value through other comprehensive income	1,660	--	--
<b>As at 31 December 2023</b>			
Financial assets at fair value through other comprehensive income	1,470	--	--

The different levels have been defined as follows:

- The fair value of financial instruments traded in active markets is based on quoted (unadjusted) market prices at the end of the reporting period. The quoted market price used for financial assets held by the Group is the current bid price. These instruments are included in level 1.
- The fair value of financial instruments that are not traded in an active market is determined using valuation techniques which maximise the use of observable market data and rely as little as possible on entity-specific estimates. If all significant inputs required to fair value an instrument are observable, the instrument is included in level 2.
- If one or more of the significant inputs is not based on observable market data, the instrument is included in level 3. This is the case for unlisted equity securities.

There were no transfers between levels during the period.

#### d. Fair value of financial assets and liabilities measured at amortised cost

The fair value of the following financial assets and liabilities approximate their carrying amount:

- Financial asset at amortised cost
- Trade and other receivables
- Cash and cash equivalents (excluding bank overdrafts)
- Trade and other payables
- Borrowings

# Point Lisas Industrial Port Development Corporation Limited

## Notes to the Condensed Consolidated Interim Financial Information (continued) 31 March 2024

(Expressed in Thousands of Trinidad and Tobago Dollars)

### 5 Property, plant and equipment

<b>Three months ended 31 March 2024</b>	<b>\$</b>
Opening net book amount as at 1 January 2024	755,853
Additions	996
Depreciation	<u>(6,076)</u>
<b>Closing net book amount as at 31 March 2024</b>	<b><u>750,773</u></b>
<b>Three months ended 31 March 2023</b>	<b>\$</b>
Opening net book amount as at 1 January 2023	760,923
Additions	2,955
Disposals/adjustments	(97)
Depreciation	<u>(7,305)</u>
<b>Closing net book amount as at 31 March 2023</b>	<b><u>756,476</u></b>
<b>Year ended 31 December 2023</b>	
Opening net book amount as at 1 January 2023	760,923
Additions	22,994
Disposals/adjustments	(695)
Depreciation	<u>(27,369)</u>
<b>Closing net book amount as at 31 December 2023</b>	<b><u>755,853</u></b>

### 6 Investment properties

	<b>31 March</b>		<b>31 December</b>
	<b>2024</b>	<b>2023</b>	<b>2023</b>
	<b>\$</b>	<b>\$</b>	<b>\$</b>
At the beginning of year	2,286,680	2,243,705	2,243,705
Unrealised fair value gains	<u>34,805</u>	<u>29,185</u>	<u>42,975</u>
At the end of year/period	<u>2,321,485</u>	<u>2,272,890</u>	<u>2,286,680</u>

The Group's investment properties were valued at 31 March 2024 by independent professional qualified valuers, Raymond & Pierre Chartered Valuation Surveyors, who hold a recognised relevant professional qualification and have recent experience in the locations and segments of the investment properties valued. A full valuation report is received as at the end of the financial year and a summary report is received at the end of each quarter.

The Group's Finance department reviews the valuations performed by the independent valuers for financial reporting purposes. This department reports directly to the Vice President of Business Services. Discussions of valuations processes and results are held between the Vice President of Business Services, the Estate department, the Finance department and the independent valuers at least once every quarter, in line with the Group's quarterly reporting dates.

At each financial reporting date the Finance department:

- verifies all major inputs to the independent valuation report;
- assesses property valuation movements when compared to the prior valuation report;
- holds discussions with the independent valuator.

# Point Lisas Industrial Port Development Corporation Limited

## Notes to the Condensed Consolidated Interim Financial Information (continued) 31 March 2024

(Expressed in Thousands of Trinidad and Tobago Dollars)

### 6 Investment properties (continued)

The market value represents the estimated amount for which an asset or liability should exchange on the valuation date between a willing buyer and a willing seller in an arm's length transaction after proper marketing and where the parties had each acted knowledgeably, prudently and without compulsion. For all investment properties, their current use equates to the highest and best use. The valuation is based on both the Income Method for leased properties and Market Approach for land.

Under the Income Approach Method, the estimated net rental income from a property by a year's purchase (multiplier) is calculated to arrive at a capital value for the property. The net income is derived from an estimated gross income less outgoings i.e. rates, insurance, repairs and management allowance. The present value is obtained by discounting at the risk free rates of 2.5%, 3.5% and 5%. The valuation for the 30 year leases also assumes that all tenants have renewal clauses in their current leases which will extend the lease for an additional 30 years. Under the Market Approach Method, the sales of comparable acreage of the properties are analysed to determine a value for the leased land under consideration.

The following table analyses the non-financial assets carried at fair value. The different levels have been defined as follows in Note 4 c.

#### Fair value measurements using

	Level 1 \$	Level 2 \$	Level 3 \$
<b>As at 31 March 2024</b>			
Recurring fair value measurements			
- Investment Properties	--	--	2,321,485
<b>As at 31 March 2023</b>			
Recurring fair value measurements			
- Investment Properties	--	--	2,272,890
<b>As at 31 December 2023</b>			
Recurring fair value measurements			
- Investment Properties	--	--	2,286,680

There were no transfers between levels during the year.

Level 3 fair values have been derived using the Income Approach Method for leased properties and Market Approach Method for land. Evidence of arm's length open market transactions of similar lands were analysed and the results applied to the subject lands after taking into consideration appropriate adjustments for location, size and other relevant factors. The most significant input into this valuation approach is future rental cash inflows based on the actual location and quality of the properties and supported by the terms of any existing leases and market prices of land.

The methods used in the valuation of land, building and own site improvement have been classified as level 3 as the inputs used in the methods are not readily available to the public and assumptions applied are based on the experience and judgment of the valuers prior to being reviewed and adopted by Management.

	31 March	
	2024 \$	2023 \$
Rental income	26,918	27,187
Costs arising from investment properties	377	368

# Point Lisas Industrial Port Development Corporation Limited

## Notes to the Condensed Consolidated Interim Financial Information (continued) 31 March 2024

(Expressed in Thousands of Trinidad and Tobago Dollars)

### 6 Investment properties (continued)

#### *Notification of vesting or lease of state land*

The Group was informed on 16 November 2021 by the Ministry of Agriculture, Lands and Fisheries of the vesting or lease by the State of a parcel of approximately 530 acres of State land subject to verification of title and encumbrances and management by the Group of unauthorized occupants and parties claiming an interest in the parcel. No progress was made on this matter to date.

### 7 a. Retirement benefit obligation

The figures in the table below have been pro-rated from the projected actuarial valuation for 2024.

The amounts recognised within administrative expenses in the condensed consolidated interim statement of profit or loss and other comprehensive income are as follows:

	31 March	
	2024	2023
	\$	\$
Current service costs	2,888	2,949
Net interest on defined benefit liability	208	171
Administrative expense allowance	<u>151</u>	<u>155</u>
Pension expense	<u><u>3,247</u></u>	<u><u>3,275</u></u>

The amounts recognised in the condensed consolidated interim statement of financial position were as follows:

	31 March		31 December
	2024	2023	2023
	\$	\$	\$
Present value of defined benefit obligation	301,528	280,377	298,282
Fair value of assets	<u>(287,153)</u>	<u>(268,426)</u>	<u>(283,768)</u>
Defined benefit obligation	<u><u>14,375</u></u>	<u><u>11,951</u></u>	<u><u>14,514</u></u>

### 7 b. Casual employee retirement benefit obligation

The figures in the table below have been pro-rated from the projected actuarial valuation for 2023.

The amounts recognised within administrative expenses in the condensed consolidated interim statement of profit or loss and other comprehensive income are as follows:

	31 March	
	2024	2023
	\$	\$
Current service costs	622	615
Net interest on defined benefit liability	<u>584</u>	<u>580</u>
Pension expense	<u><u>1,206</u></u>	<u><u>1,195</u></u>

A defined contribution plan is currently in the process of being established. The rules of this plan has been submitted to the Board of Inland Revenue (BIR) for review and approval. This was not yet provided. Deductions from employees have not commenced. All new eligible members will be joining the defined contribution plan.



# Point Lisas Industrial Port Development Corporation Limited

## Notes to the Condensed Consolidated Interim Financial Information (continued) 31 March 2024

(Expressed in Thousands of Trinidad and Tobago Dollars)

### 7 b. Casual employee retirement benefit obligation (continued)

The amounts recognised in the condensed consolidated interim statement of financial position were as follows:

	31 March		31 December
	2024	2023	2023
	\$	\$	\$
Present value of benefit obligation	<u>39,912</u>	<u>39,320</u>	<u>38,777</u>

### 8 Borrowings

	31 March		31 December
	2024	2023	2023
	\$	\$	\$
Non-current	2,606	84,674	2,722
Current	<u>83,011</u>	<u>13,386</u>	<u>82,924</u>
	<u>85,617</u>	<u>98,060</u>	<u>85,646</u>

Movements in borrowings are analysed as follows:

#### Three months ended 31 March 2024

	\$
Opening amount as at 1 January 2024	85,646
Repayments of borrowings	(120)
Foreign exchange gain on borrowings	<u>91</u>
<b>Closing amount as at 31 March 2024</b>	<b><u>85,617</u></b>

#### Three months ended 31 March 2023

Opening amount as at 1 January 2023	97,669
Proceeds from borrowings	435
Repayments of borrowings	(75)
Foreign exchange gain on borrowings	<u>31</u>
<b>Closing amount as at 31 March 2023</b>	<b><u>98,060</u></b>

#### Year ended 31 December 2023

Opening amount as at 1 January 2023	97,669
Proceeds from borrowings	1,557
Repayments of borrowings	(13,576)
Foreign exchange gain on long & medium term liabilities	<u>(4)</u>
<b>Closing amount as at 31 December 2023</b>	<b><u>85,646</u></b>

The majority of borrowings are due in December 2024. Efforts are ongoing currently to refinance.

### 9 Income taxes

Income tax expense is recognised based on management's estimate of the statutory income tax rates applicable to the different categories of income. Unrealised fair value gain on investment properties are not subject to tax.

The statutory tax rate used for the year to 31 December 2023 and for the three-month period to 31 March 2024 was 30%.

# Point Lisas Industrial Port Development Corporation Limited

## Notes to the Condensed Consolidated Interim Financial Information (continued) 31 March 2024

(Expressed in Thousands of Trinidad and Tobago Dollars)

### 10 Earnings per share

Basic earnings per share is calculated by dividing the profit for the period attributable to the ordinary shareholders of the parent company by the weighted average number of ordinary shares in issue during the year. Diluted earnings per share is calculated by dividing the profit for the period attributable to the ordinary shareholders of the parent company by the weighted average number of ordinary shares in issue during the year plus allocated shares held by the ESOP Trustee.

	Three months ended 31 March	
	2024	2023
Basic earnings per share	103¢	85¢
Diluted earnings per share	102¢	85¢

### 11 Segment information

Operating segments are reported in a manner consistent with the internal reporting provided to the President and the management team, which is the team responsible for allocating resources and assessing performance of the operating segments and is also responsible for making strategic decisions. The Group's executive management team, consisting of the President, the Vice Presidents of Business Services, Port and Technical, examines the Group's performance from an operations perspective and has identified two reportable segments of its business.

- (i) Port operations – This covers services supplied for the import, export and transshipment of containers and general cargo. The fees for these services include handling charges, storage rents, stuffing/unstuffing and other miscellaneous services. These are all based on an established tariff.
- (ii) Estate operations – This covers operations involved in the development, maintenance and supply of onshore infrastructure which are leased to tenants at contracted rates as charged for occupancy, wayleaves and common service charges.

These are the reportable segments of the Group as they form the basis used by the President and management team, as the chief operating decision makers, for assessing performance and allocating resources.

These reported segments are closely integrated as the viability of one segment depends on the continued operations of the other. As such, the operation comprises one cash generating unit, which is taxed as one unit and for which other expenses do not relate entirely to one segment.

	Port and related activities \$	Estate \$	Other \$	Total \$
<b>Three months ended 31 March 2024</b>				
Revenue	62,040	26,918	408	89,366
Gross profit	35,221	26,918	408	62,547
Unrealised fair value gains on investment properties	--	34,805	--	34,805
Depreciation	(4,960)	(377)	(1,157)	(6,494)
Other expenses - net	(23,938)	(4,488)	(17,450)	(45,876)
Finance costs - net	(818)	--	(147)	(965)
Profit before taxation				44,017

# Point Lisas Industrial Port Development Corporation Limited

## Notes to the Condensed Consolidated Interim Financial Information (continued) 31 March 2024

(Expressed in Thousands of Trinidad and Tobago Dollars)

### 11 Segment information (continued)

	Port and related activities \$	Estate \$	Other \$	Total \$
<b>Three months ended 31 March 2023</b>				
Revenue	58,799	27,187	415	86,401
Gross profit	32,211	27,187	415	59,813
Unrealised fair value gains on investment properties	--	29,185	--	29,185
Depreciation	(6,309)	(368)	(1,882)	(8,559)
Other expenses - net	(23,035)	(4,289)	(15,446)	(42,770)
Finance costs - net	(958)	--	(240)	(1,198)
Profit before taxation				<u>36,471</u>

The revenue reported to the chief operating decision makers is measured in a manner consistent with that in the condensed consolidated statement of comprehensive income.

	Port and related activities \$	Estate \$	Other \$	Total \$
<b>Total segment assets</b>				
31 March 2024	550,537	2,540,382	58,160	3,149,079
31 March 2023	554,381	2,492,599	54,996	3,101,976
31 December 2023	545,675	2,551,864	14,057	3,111,596

Total assets are measured in a manner consistent with that of the financial statements. These assets are allocated based on the operations of the segment.

Reportable segments' assets are reconciled to total assets as follows:

	31 March 2024 \$	2023 \$	31 December 2023 \$
Total segment assets	3,149,079	3,101,976	3,111,596
Cash at bank and on hand	153,460	163,929	148,080
Deferred income tax asset	17,446	17,055	16,399
Other assets	17,303	18,877	17,799
Total assets as per statement of financial position	<u>3,337,288</u>	<u>3,301,837</u>	<u>3,293,874</u>

Total segment assets include additions to property, plant and equipment as follows:

	Port and related activities \$	Estate \$	Other \$	Total \$
- 31 March 2024	858	--	138	996
- 31 March 2023	1,536	1,202	217	2,955
- 31 December 2023	13,887	520	8,517	22,924

Total liabilities are centrally managed and are not allocated by segments.

# Point Lisas Industrial Port Development Corporation Limited

## Notes to the Condensed Consolidated Interim Financial Information (continued) 31 March 2024

(Expressed in Thousands of Trinidad and Tobago Dollars)

### 11 Segment information (continued)

There are no differences from the last annual financial statements in the basis of segmentation or in the basis of measurement of segment profit or loss.

### 12 Transactions with related parties

	31 March	
	2024	2023
	\$	\$
Key management compensation	<u>980</u>	<u>888</u>

### 13 Contingent liabilities

(i) Customs bonds	<u>3,950</u>	<u>3,950</u>
-------------------	--------------	--------------

(a) The Group has approved bond facilities with First Citizens Bank of \$3,000, with Scotiabank Trinidad and Tobago Limited of \$3,200 and with Republic Bank Limited of \$2,000.

(b) The bonds held with Scotiabank Trinidad and Tobago Limited are secured in the amount of \$3,200.

(ii) The Corporation is a party to various legal actions. In the opinion of the directors, after taking appropriate legal advice, the outcome of such actions will not result in any significant additional liabilities. Provisions have been made in this condensed consolidated interim financial information, where applicable.

(iii) The Property Tax Act of 2009 (PTA) was enacted into law by the Government of the Republic of Trinidad and Tobago (GORTT), effective from 1 January 2010. There were challenges with its implementation and GORTT implemented waivers of the tax, the last of which expired on 30 September 2017. As of present date there have been no further changes to the legislation or extension of the waivers previously granted by the GORTT. The PTA has not yet been enforced primarily due to non-completion of property valuations by the statutory authority and assessments not being sent to taxpayers. While a present obligation exists, taxpayers are unable to reliably estimate the liability as the basis for fair value at this time has not been clarified.

### 14 Dividends

On 22 March 2024, the Board of Directors approved a final dividend of 10¢ per share, amounting to \$3,963 in respect of the year ended 31 December 2023. On 23 March 2023, the Board of Directors approved a final dividend of 17¢ per share, amounting to \$6,736 in respect of the year ended 31 December 2022.

### 15 Capital commitments

Authorised and contracted for and not provided for in the financial statements	<u>6,017</u>	<u>7,791</u>
---	--------------	--------------

### 16 Subsequent events

Subsequent to the period end, there were no events requiring adjustments or disclosures.

